

**1996 INSURED BOND RESOLUTION PARITY ASSET COVERAGE REPORT
AS OF MARCH 31, 2007**

Delivered regarding the Series 1996A Bond Resolution adopted November 4, 1996, as supplemented. Not prepared on the basis of generally accepted accounting principles, so capitalized assets, such as Cost of Issuance and Premiums are *not* included as assets, and an estimate for excess yield liability on tax-exempt debt is included.

ASSETS

Parity Total

1. Balance of insured Eligible Loans which are no more than 270 days delinquent unless a claim has been filed by the 270th day in which case the loan may be included until such time as the claim has been returned or rejected:

A. Eligible Loans-Current Principal Balance	\$ 502,698,195
B. Accrued Borrower Interest on such Eligible Loans	8,980,071
C. Accrued USDE interest and special allowance payments on such Eligible Loans	4,164,442

2. Balance of Investment Securities in the following funds and accounts held by the Trustee

A. Repayment Account	13,004,877
B. Recycling Sub Account	1,361,534
C. Loan Fund	7,395,879
D. Rebate Account	59,992
E. Sinking Fund - Interest Account	0
F. Sinking Fund - Principal Account	0
G. Accrued Investment Earnings	131,536

3. Authority Collections Holding Account 791,905

TOTAL ASSETS \$ 538,588,432

LIABILITIES

Parity Total

1. Aggregate principal amount of Bonds Outstanding	\$ 518,465,000
2. Accrued and unpaid interest	3,982,198
3. Accrued and unpaid Program Expenses, Administrative and Servicing Expenses	0
4. Due to Other Funds (net)	365,649
5. Other amounts owed:	0
A. Consolidation Loan Rebate	0
B. Estimated Rebate Liability	242,563
C. Other Liabilities	49,540
6. Estimated Excess Yield Liability	17,093

6. Estimated Excess Yield Liability 557,287

TOTAL LIABILITIES \$ 523,679,329

COVERAGE AMOUNT 14,909,102

TOTAL LIABILITIES and FUND EQUITY

\$ 538,588,432

TOTAL ASSET COVERAGE RATIO

102.85%

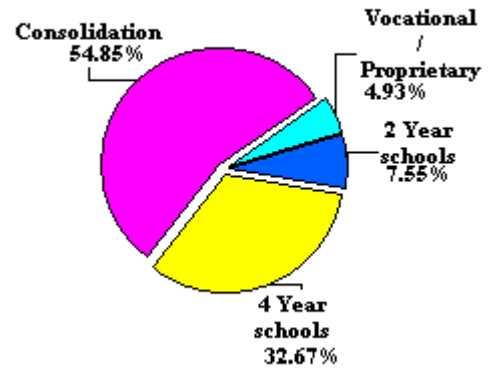
Total Assets
Total Liabilities

Dated: May 3, 2007

1996 Insured Bond Resolution - Loan Portfolio by School Type - Loan

School Type	Current Principal Balance (\$)	Pie Chart
-------------	--------------------------------	-----------

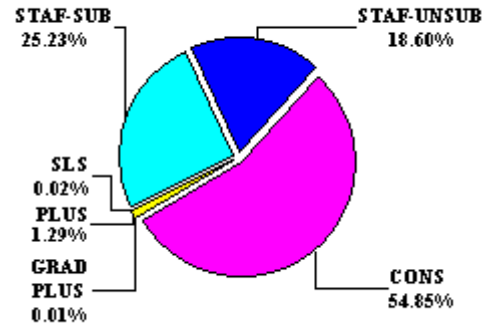
4 Year schools	164,251,368.00
2 Year schools	37,932,191.00
Vocational / Proprietary	24,774,327.00
Consolidation	275,740,309.00
	502,698,195.00



1996 Insured Bond Resolution - Loan Portfolio by Loan Type

Loan Type	Current Principal Balance (\$)	Pie Chart
-----------	--------------------------------	-----------

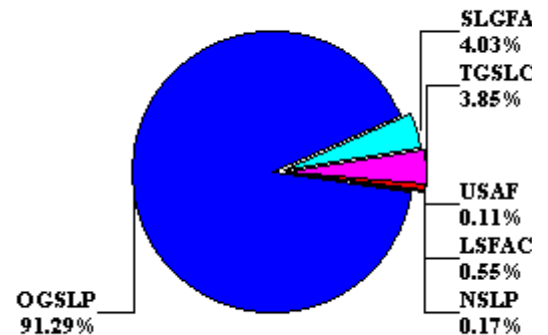
Stafford Subsidized	126,828,347.00
Stafford Unsubsidized	93,482,282.00
Plus	6,501,386.00
Grad Plus	31,025.00
SLS	114,846.00
Consolidation	275,740,309.00
	502,698,195.00



1996 Insured Bond Resolution - Loan Portfolio by Guarantor

Guarantor	Current Principal Balance (\$)	Pie Chart
-----------	--------------------------------	-----------

Oklahoma Guaranteed Student Loan Program	458,923,114.00
Student Loan Guarantee Foundation of Arkansas	20,249,802.00
Texas Guaranteed Student Loan Corporation	19,361,556.00
United Student Aid Funds, Inc.	541,274.00
Louisiana Student Financial Assistance Commission	2,772,819.00
National Student Loan Program	849,630.00
	502,698,195.00



1996 Insured Bond Resolution Summary**3/31/07****TOTAL ALL BOND
ID'S****%'S****% to REPAY**

School	74,915,041.00	14.90	
Grace	26,985,872.00	5.37	
Deferment	90,435,885.00	17.99	
Forbearance	66,095,580.00	13.15	
Current Repay			
0-30	201,831,984.00	40.15	
Delinquent			
31-60	12,410,161.00	2.47	4.04
61-90	5,966,781.00	1.19	1.94
91-120	7,862,122.00	1.56	2.56
121-150	3,435,888.00	0.68	1.12
151-180	1,800,347.00	0.36	0.59
181-210	1,723,682.00	0.34	0.56
211-240	1,506,675.00	0.30	0.49
241-270	2,672,946.00	0.53	0.87
over 270	1,737,038.00	0.35	0.57
Total Delinquent	39,115,640.00		12.74
Claim	3,318,193.00	0.66	
Total Insured	502,698,195.00	100.00	
Grand Total inc uninsured	502,831,671.00		
Uninsured	133,476.00		

**OSLA 1996 Insured Bond Resolution
Principal Redemptions and Obligations Outstanding
March 31, 2007**

<u>Series</u>	<u>Tax Status</u>	<u>Issue Date</u>	<u>Final Maturity Date</u>	<u>Interest Rate Mode</u>	<u>Principal Amount Issued</u>	<u>Less: Principal Matured</u>	<u>Less: Principal Redemptions</u>	<u>Principal Amount Outstanding</u>
2006A-1	Tax-Exempt	03-15-2006	03-01-2036	Weekly Rate	\$ 152,545,000	0	0	\$ 152,545,000
2005A	Tax-Exempt	03-08-2005	12-01-2034	Weekly Rate	65,045,000	0	0	65,045,000
2003A-1	Tax-Exempt	01-31-2003	12-01-2032	5.30%	9,670,000	0	0	9,670,000
2003A-2	Tax-Exempt	01-31-2003	12-01-2032	Weekly Rate	30,955,000	0	0	30,955,000
2002A-1	Tax-Exempt	01-31-2002	12-01-2031	Weekly Rate	40,625,000	0	0	40,625,000
2000A-1	Taxable	08-31-2000	06-01-2030	28-Day Auction	50,000,000	0	0	50,000,000
2000A-2	Taxable	08-31-2000	06-01-2030	28-Day Auction	25,000,000	0	0	25,000,000
2000A-3	Taxable	08-31-2000	06-01-2030	28-Day Auction	25,000,000	0	0	25,000,000
2000A-4	Tax-Exempt	08-31-2000	06-01-2029	Weekly Rate	20,945,000	0	0	20,945,000
1998A	Tax-Exempt	07-08-1998	06-01-2028	Weekly Rate	33,100,000	0	0	33,100,000
1997A	Tax-Exempt	05-13-1997	12-01-2026	Weekly Rate	33,000,000	0	0	33,000,000
1996A	Tax-Exempt	11-08-1996	06-01-2026	Weekly Rate	<u>32,580,000</u>	0	0	<u>32,580,000</u>
	Total				<u>\$ 518,465,000</u>			<u>\$ 518,465,000</u>